


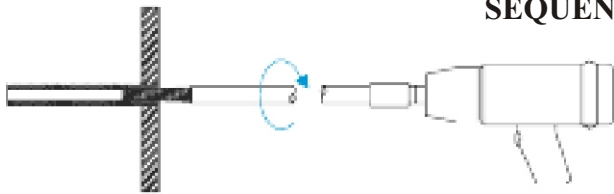
# CONTINUOUS TUBE PULLER



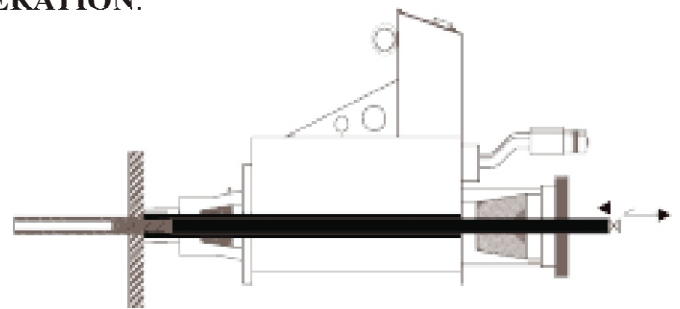
## Features :

- Available with a choice of Electric - BTPP System or Pneumatic - BPPP System for hazardous, explosive working environments.
- Pulling gun communicates with power pack via DC remote control. This ensures safety and eliminates the need of electrical cord between pump and gun that other manufacturers provide.
- Microprocessor controls on power pack and gun ensure trouble free life.
- Low setup time and ease of operation.
- Removes tube without any damage to tube sheet.
- High power & High speed automatic cycling, for highest speed of pull available worldwide.
- Auto switchover from low pressure high flow to high pressure low flow on load and again back to low pressure high flow when load is released.
- Automatic slow start feature to minimize risk of breaking tubes and to conserve consumables.
- Compact design of Power pack and Gun.
- Interchangeable pulling guns with same Powerpack. 15 ton gun for light duty high speed work, 30 ton gun for heavy duty tube pulling and 45 ton gun for tubes up to 3" O.D.
- Significant saving of time and money over conventional system.
- Low maintenance cost and worldwide availability of components.
- Unit is portable with handle and mounted on four wheels for easy handling.
- Pulls up to 3" OD tubes continuously, pulls up to 4" O.D. stub.
- Unit will pull tubes continuously through the gun effortlessly, needing only one man for operation.
- Totally heavy steel metal body with duly power coated of power pack or stainless steel body can be provided for longer corrosion free life (Optional)

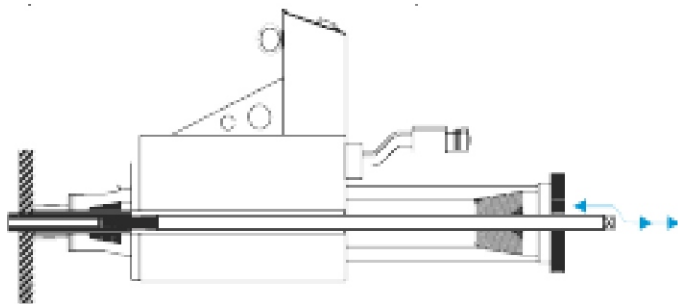
## SEQUENCE OF OPERATION.



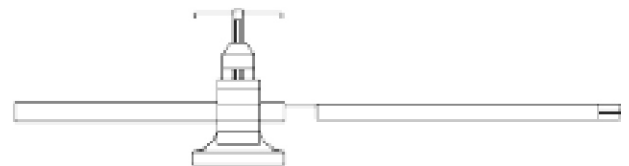
A) Thread mandrel into tube with Impact Wrench



B) Mount Pulling Gun mandrel.  
Automatic Slow Start to first break expanded joint.



C) Switch to Auto Cycle by pressing 'AUTO' button till tube is completely removed. Gun will continue to cycle till one of the other button is pressed. When the button is free a tool can be inserted into the jaws to enable the tube to be pulled by hand.



D) Unscrew mandrel from pulled tube & proceed to next tube.

# CONTINUOUS TUBE PULLER

## CONTINUOUS HYDRAULIC TUBE PULLER (3/8" TO 4")




### TUBE PULLING POWERPACK - SPECIFICATIONS

Model	Motor	Volts/ Phase	Power Hp	Oil Tank Capacity Ltrs.	Net Wt. Kgs.	Dim Mm	Air Supply	Hyd.Hoses Size x Length Inch x mtrs.
BTPP-50	Siemens	415 / 3	5	90	220	1200 x 750 x 990	-	1/2"x5 & 3/4" x5
BTPP-75	Siemens	415 / 3	7.5	138	270	1225 x 775 x 1015	-	1/2"x5 & 3/4" x5
BTPP-30	Siemens	415 / 3	3	12	42	500 x 410 x 750	-	1/2"x5 & 3/4" x5
BPPP-50 (Pneumatic)	Gast	-	9	90	220	700 x 560 x 480	1800 CFM AT 7 BAR	1/2"x5 & 3/4" x5

**Note :** Max. Working Pressure 350 Bar

All Powerpack supplied with 5mtr. Long hydraulic hoses.



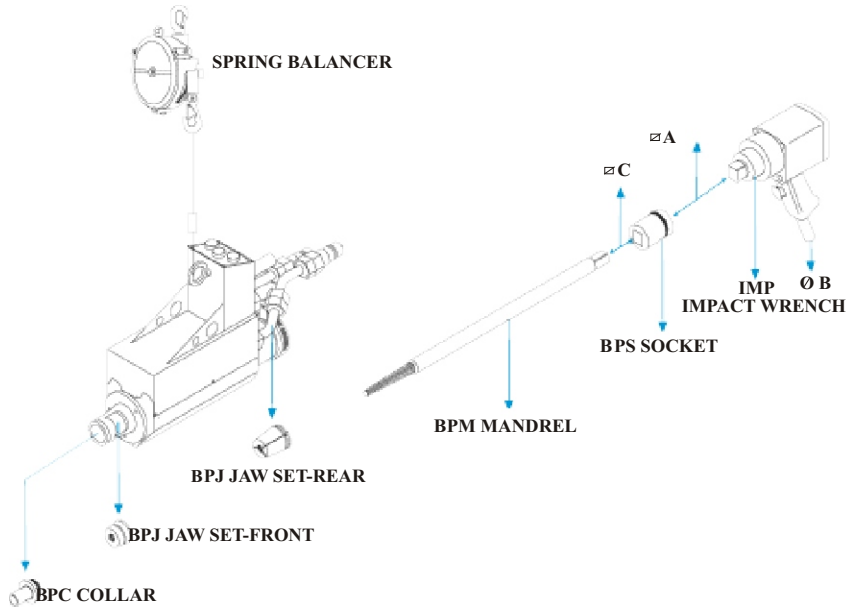
### HYDRAULIC TUBE PULLING GUNS - SPECIFICATIONS

Gun Model	Capacity Tons	Max. Tube O.D. Thru Gun Inch	Stub Pulling Capacity Inch	Weight		(Meter/min) with			
				Lbs.	Kgs.	BTPP-50	BTPP-75	BTPP-30	BPPP-50
BHPG-15	15	1	1.1/2	57	26	5.2	8.4	1.8	5.6
BHPG-30	30	1.1/2	3	84	38	3.0	3.7	2.4	3.5
BHPG-45	45	3	4	172	78	2.0	2.7	2.0	2.3

**Note :** All pulling guns are supplied with Forward, Reverse, & Auto Cycle Switches

# CONTINUOUS TUBE PULLER

## ACCESSORIES FOR CONTINUOUS TUBE PULLER



### SPRING BALANCER

- \* Used to pulling guns for 'feather touch', operation.
- \* Free the operator from handling weight of the gun, allowing him to concentrate on the tube pulling operation.

Model	Balancer Range		For Pulling Gun Model	Weight	
BSEW-30	44 - 66	20 - 30	BHPG-15	21.0	9.5
BSEW-40	66 - 88	30 - 40	BHPG-30	23.1	10.5
BSEW-85	154 - 187	70 - 85	BHPG-45	33.0	15.0

### IMP - IMPACT WRENCH

- \* Used to thread PM mandrels into tube with help of sockets.

Model	Suited For Mandrel Model Numbers	Weight		A	B
		Lbs	Kg		
BIMP-1	BPM-7 to BPM-37	11.0	5.0	3/4"	3/8"
BIMP-1	BPM-19 to BPM-95/102	23.0	10.5	1"	1/2"

### PS = SOCKET

- \* Used to connect impact wrench to pulling mandrel.

Model	A	B
BPS-1	3/4"	3/8"
BPS-2	3/4"	1/2"
BPS-3	3/4"	5/8"
BPS-4	3/4"	3/4"
BPS-5	3/4"	1"
BPS-6	1"	3/4"
BPS-7	1"	1
BPS-8	1"	1.1/2"

# CONTINUOUS TUBE PULLER



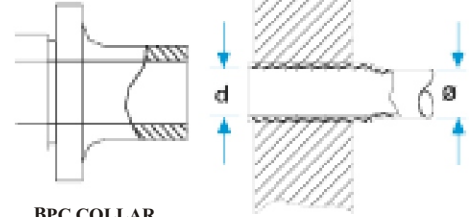
## WORKING CONSUMABLE - CONTINUOUS TUBE PULLER



BPM MANDREL



BPJ JAW SET



BPC COLLAR

Tube Size		Tube I.D. After Expansion D		Mandrel Model Square Size		Jaw Set Model For		Jaw Set Model For		Jaw Set Model For	
O	Bwg	Inch	Mm	BPM	B	BPG-15	BPG-30	BHPG-45	BHPG-15	BHPG-30	BHPG-45
						BPJ 15	BPJ 30	BPJ 45	BPC 15	BPC 30	BPC 45
3/8"	17-19	0.260-0.295	6.5-7.5	7	5/16"	1	1		11	11	
	20-24	0.295-0.335	7.5-8.5	8							
1/2"	14-16	0.335-0.375	8.5-9.5	9	3/8"	2	2		15	15	
	17-18	0.375-0.415	9.5-10.5	10							
	19-21	0.415-0.455	10.5-11.5	11							
	24	0.455-0.495	11.5-12.5	12							
5/8"	16-17	0.495-0.535	12.5-13.5	13A	1/2"	3	3		18	18	
	19-21	0.535-0.570	13.5-14.5	14A							
	23-24	0.570-0.610	14.5-15.5	15A							
3/4"	11	0.495-0.535	12.5-13.5	13	5/8"	4	4		21	21	
	12-13	0.535-0.570	13.5-14.5	14							
	14-15	0.570-0.610	14.5-15.5	15							
	16-17	0.610-0.650	15.5-16.5	16							
	18-20	0.650-0.690	16.5-17.5	17							
	21-24	0.690-0.730	17.5-18.5	18							
7/8"	14	0.690-0.730	17.5-18.5	18 S	5/8"	4/A	4/A		25	25	
	16-17	0.730-0.770	18.5-19.5	19 S							
	18-19	0.770-0.810	19.5-20.5	20 S							
1"	10-11	0.730-0.770	18.5-19.5	19	3/4"	5	5	5	28	28	28
	12	0.770-0.810	19.5-20.5	20							
	13-14	0.810-0.845	20.5-21.5	21							
	15-16	0.845-0.885	21.5-22.5	22							
	18	0.885-0.925	22.5-23.5	23							
	19-20	0.925-0.965	23.5-24.5	24							
3/4" Gas	13	0.845-0.886	21.5-22.5	22 G			6	6		31	31
	14-15	0.886-0.925	22.5-23.5	23 G							
	16-17	0.925-0.965	23.5-24.5	24 G							
	19-21	0.965-1.005	24.5-25.5	25 G							
1.1/4"	10	0.965-1.005	24.5-25.5	25	1"			7	7	34	34
	11-12	1.005-1.045	25.5-26.5	26							
	13	1.045-1.085	26.5-27.5	27							
	14-15	1.085-1.125	27.5-28.5	28							
	16-18	1.125-1.160	28.5-29.5	29							
	19-22	1.160-1.200	29.5-30.5	30							
	23-24	1.200-1.240	30.5-31.5	31							
1 Gas	9	1.005-1.045	25.5-26.5	26 G				8	8	37	37
	10	1.045-1.085	26.5-27.5	27 G							
	11-12	1.085-1.125	27.5-28.5	28 G							
	13-14	1.125-1.160	28.5-29.5	29 G							
1.1/2"	10-11	1.240-1.280	31.5-32.5	32				9	9	41	41
	12-13	1.280-1.320	32.5-33.5	33							
	14	1.320-1.360	33.5-34.5	34							
	15-17	1.360-1.400	34.5-35.5	35							
	18-20	1.400-1.440	35.5-36.5	36							
	21-24	1.440-1.475	36.5-37.5	37							

**Note :** For Tubes larger than 3"O.D., Please contact us for larger size working consumable & larger size tube pulling guns. All models indicated above are for continuous pulling. When you are using equipment for stub pulling. Please contact us for modifications needed.

# CONTINUOUS TUBE PULLER



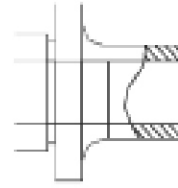
## WORKING CONSUMABLE - CONTINUOUS TUBE PULLER



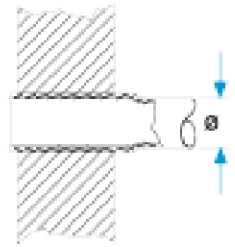
BPM MANDREL



BPJ JAW SET



BPC COLLAR



Tube Size		Tube I.D. After Expansion D		Mandrel Model	Jaw Set Model For	Coller Model For									
O.D.	Bwg	Inch	Mm	BPM		BPG-15	BPG-30	BHPG-45	BHPG-15	BHPG-30	BHPG-45				
1.1/4" Gas	12	1.440-1.475	36.5-37.5	37 G	1"	BPJ 15	BPJ 30	BPJ 45	BPC 15	BPC 30	BPC 45				
	13-14	1.475-1.515	37.5-38.5	38 G											
	15-16	1.515-1.555	38.5-39.5	39 G								10	10	44	44
	17-19	1.555-1.595	39.5-40.5	40 G											
	20-24	1.595-1.635	40.5-41.5	41 G											
1.3/4"	10-11	1.475-1.515	37.5-38.5	38/44											
	12	1.515-1.555	38.5-39.5	39/44											
	13-14	1.555-1.595	39.5-40.5	40/44								11	54		
	15-16	1.595-1.635	40.5-41.5	41/44											
	18-19	1.635-1.675	41.5-42.5	42/44											
	20-24	1.675-1.715	42.5-43.5	43/44											
1.1/2" Gas	11-12	1.715-1.755	42.5-43.5	43G										12	53
	13-14	1.755-1.795	43.5-44.5	44G											
	15-17	1.795-1.830	44.5-54.5	45G											
	18-19	1.830-1.870	45.5-46.5	46G											
2"	10	1.830-1.870	43.5-44.5	44/51								13	54		
	11-12	1.870-1.910	44.5-45.5	45/51											
	13	1.910-1.950	45.5-46.5	46/51											
	14-15	1.950-1.990	46.5-47.5	47/51											
	16-18	1.870-1.910	47.5-48.5	48/51											
	19-22	1.910-1.950	48.5-49.5	49/51											
2.1/4"	9-10	1.950-1.990	49.5-50.5	50/57	14	60									
	11	1.990-2.030	50.5-51.5	51/57											
	12-13	2.030-2.070	51.5-52.5	52/57											
2" Gas	7	1.990-2.030	50.5-51.5	51G	15	63									
	8	2.030-2.070	51.5-52.5	52G											
	9	2.070-2.105	53.5-53.5	53G											
2.1/2"	7	2.015-2.145	53.5-54.5	54/63	16	66									
	8	2.145-2.185	54.5-55.5	55/63											
	9	2.185-2.225	55.5-56.5	56/63											
	10	2.225-2.265	56.5-57.5	57/63											
3"	7	2.580-2.620	66.5-67.5	67/76	17	80									
	8	2.620-2.660	67.5-68.5	68/76											
	9-10	2.660-2.695	68.5-69.5	69/76											
	11	2.695-2.735	69.5-70.5	70/76											

Note: For Tube larger than 3" O.D., please contact us for larger size working consumables and larger size tube pulling guns. All models indicated above are for continuous tube pulling. When you are using equipment for stub pulling, please contact us for Modifications needed.

# AIR/HYDRAULIC STUB PULLER



TUBE TOOLS


## FEATURES:

- Improved productivity and better control through foot pedal.
- Extremely compact, durable, lightweight and portable package - useful in confined areas.
- Makes pulling tubes faster and easier.
- Quick and easy arrangement to reduce downtime.
- Lowest priced system available.
- Safe - Totally air operated for use in explosive environments.

## Air - Powered Hydraulic Stub Puller set consists of:

- Self Tapping Spear.
- Air Powered hydraulic Pump with FRL unit.
- Stub Puller cylinder assembly (supplied in 2 models).
- Carrying case.

STUB PULLER CYLINDER



AIR HYDRAULIC PUMP



## STUB PULLER CYLINDER

Model	BAHSP - 4	BAHSP - 9
Extraction Load (Ton)	4	9
Overall Dimension (mm) L x	550 x 65.0	550 X 104.0
Stroke (mm)	150	150
Recommended Tube Sizes	Up to 3/4" OD	Up to 1.1/4" OD
Pulling Speed secs. / Stroke	15	30
Weight (kg) with accessories	9	18.5

## PULLING SPEARS:



MODEL	Tube O. D. (Inch)	Tube Thk (BWG)	MODEL	Tube O. D. (Inch)	Tube Thk (BWG)
BSS-0915	3/8	16-17	BSS-2212	7/8	12-13
BSS-0918	3/8	18-19	BSS-2214	7/8	14-15
BSS-0920	3/8	20-21	BSS-2216	7/8	16-17
BSS-0922	3/8	22-23	BSS-2218	7/8	18-19
BSS-1214	1/2	14-15	BSS-2220	1	20-21
BSS-1216	1/2	16-17	BSS-2509	1	9-10
BSS-1218	1/2	18-19	BSS-2510	1	10-11
BSS-1220	1/2	20-21	BSS-2512	1	12-13
BSS-1222	1/2	22-23	BSS-2514	1	14-15
BSS-1512	5/8	12-13	BSS-2516	1	16-17
BSS-1514	5/8	14-15	BSS-2518	1	18-19
BSS-1518	5/8	16-19	BSS-2520	1	20-21
BSS-1520	5/8	20-21	BSS-3112	1.1/4	12-13
BSS-1911	3/4	11-12	BSS-3114	1.1/4	14-15
BSS-1912	3/4	12-13	BSS-3116	1.1/4	16-17
BSS-1914	3/4	14-15	BSS-3118	1.1/4	18-19
BSS-1916	3/4	16-17	BSS-3120	1.1/4	20-21
BSS-1918	3/4	18-19	-	-	-
BSS-1920	3/4				

## SPRING BALANCER:

Model	Balancing Capacity	Suitable For
SEW-9	5-9 Kgs	BAHSP-4
SEW-22	15-22 Kgs	BAHSP-9



## AIR/HYDRAULIC PUMP- MODEL NO. BASP-1008

Length (mm)	264
Width (mm)	135
Height (mm)	205
Weight without oil (Kg)	6.6
Hose Length (ft.)	6
Hose I.D. (Inch)	1/4"
Air inlet Port	1/2" BSP
Hydraulic Port	3/8" NPT
Hydraulic Oil	VG ISO 68 Grade
Working Air pressure (bar)	7
Working hydraulic pressure (bar)	700

# BHARTIYA INDUSTRIES

WORKS: PLOT NO. 268, DIGVIJAY INDUSTRIAL ESTATE NO.2.

UPAVAN, POKHARAN ROAD NO.1, THANE (W) M.S. INDIA - 400603

OFFICE: G-201, USHA COMPLEX, KHANDELWAL MARG, BHANDUP (W.) MUMBAI -400078 INDIA

PH.: +91-22-2585 4509, 6505 6400 FAX: +91-22-2585 4509.

E-mail : bharatflex@yahoo.com

Website: www.bharatiyaindustries.com, www.tubecleaner.co.in, www.tubeexpanderindia.com

**AUTHORISED DEALER**